

PERFURA DRILL

CATÁLOGO DE PRODUTOS



Apresentação	3
Brocas Integrais	4
Brocas Conificadas	6
Brocas Conificadas carburizadas	8
Ponteiros	10
Taper Bits	11
Cone Bits	12
Coroas de Pastilha	13
Coroas de Botão	14
Down The Hole	16
Punhos	20
Hastes	27
Luvas	29
Produtos Especiais	30
Manutenção	31




A Perfura Drill trabalha com uma linha diversificada de produtos, que atende amplamente a Indústria da Mineração, com qualidade, comprometimento e garantia, trazendo tranquilidade para que sua operação seja executada com a certeza de que o resultado seja o planejado. Trabalhamos com Coroas de Botão, Standard e Retraco, Brocas, Taper Bits, Luvas, Punhos de diversos tamanhos e polegadas.

Conheça toda nossa linha de produtos acessando o nosso site perfuradrill.com.br

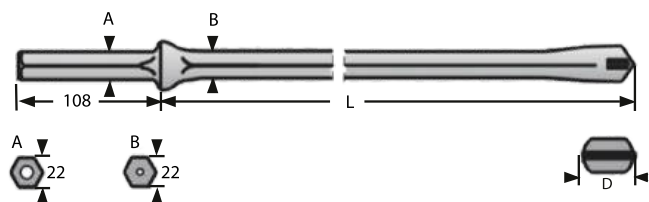


Brocas Integrais

108x19mm (4 1/4" x 3/4")



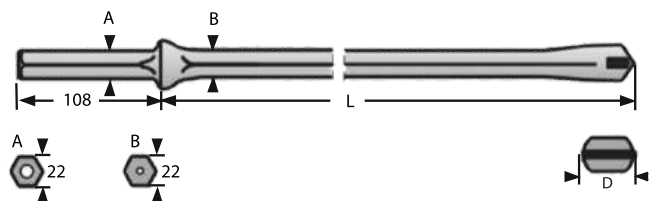
108x22mm (4 1/4" x 7/8")



SÉRIE	COMPRIMENTO _(L)		DIÂMETRO _(D)	COD.	
	MM	FT/IN	MM		
21	500	1' 7"	29	0305029	
	800	2' 7"	28	0308028	
	1200	3' 11"	27	0312027	
	1600	5' 3"	27	0316027	
	2400	7' 10"	26	0324026	
	11	400	1' 4"	35	0204035
11	800	2' 7"	34	0208034	
	1600	5' 3"	33	0216033	
	2400	7' 10"	32	0224032	
	3200	10' 6"	31	0232031	
	4000	13' 1"	30	0240030	
	4800	15' 9"	29	0248029	
	12	400	1' 4"	41	0104041
		800	2' 7"	40	0108040
		1600	5' 3"	39	0116039
		2400	7' 10"	38	0124038
3200		10' 6"	37	0132037	
4000		13' 1"	36	0140036	
4800		15' 9"	35	0148035	
5600		18' 4"	34	0156034	
6400		21' 0"	33	0164033	
7200		23' 7"	32	0172032	
14	500	1' 7"	32	0405032	
	16	600	2' 0"	35	0506035
16	1200	3' 11"	34	0512034	
	1800	5' 11"	33	0518033	

PERFURA DRILL


108x22mm (4 1/4" x 7/8")



COMPIMENTO_(L) DIÂMETRO_(D) COD.

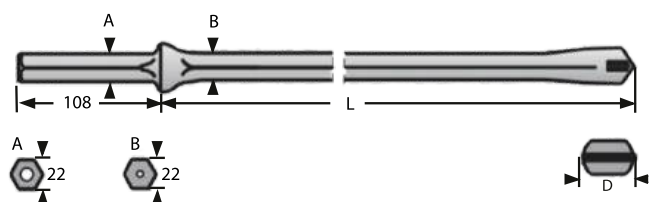
SÉRIE	MM	FT/IN	MM	
17	600	2' 0"	41	0606041
	1200	3' 11"	40	0612040
	1800	5' 11"	39	0618039
18	400	1' 4"	35	0704035
	800	2' 7"	34	0708034
	1200	3' 11"	33	0712033
	1600	5' 3"	32	0716032
	2000	6' 7"	31	0720031

108x22mm (4 1/4" x 3/4") **Medida Especial**



500	1' 7"	28	0305028
1200	3' 11"	28	0312028
3200	5' 3"	25	0332025

108x22mm (4 1/4" x 7/8") **Medida Especial**



400	1' 4"	32	0204032
800	2' 7"	32	0208032
800	5' 3"	41	0108041
1200	3' 11"	32	0212032
1200	3' 11"	39	0113029
1200	3' 11"	41	0612041
1400	4' 7"	39	0114039
1600	5' 3"	34	0116034
1600	5' 3"	38	0116038
3200	10' 6"	34	0132034
4000	13' 1"	34	0140034
4800	15' 9"	34	0148034
5600	18' 4"	34	0156034
6400	21' 0"	34	0164034

Brocas Conificadas

108x19mm (4 1/4" x 3/4") 6°



108x22mm (4 1/4" x 7/8") 6°



COMPRIMENTO^(L)

MM FT/IN

COD.

400	1' 4"	0800041
500	1' 7"	0800051
600	2' 0"	0800061
700	2' 3"	0800071
800	2' 7"	0800081
1200	3' 11"	0800121
1600	5' 3"	0800161

400	1' 4"	0800040
500	1' 7"	0800050
610	2' 0"	0800060
700	2' 3"	0800070
800	2' 7"	0800080
900	3' 0"	0800090
1000	3' 3"	0800100
1220	4' 0"	0800120
1300	4' 3"	0800130
1400	4' 7"	0800141
1700	5' 7"	0800170
1830	6' 0"	0800180
2000	6' 7"	0802000
2200	7' 2"	0800220
2440	8' 0"	0800240
2600	8' 6"	0800260
2800	9' 2"	0800280
3000	10' 0"	0800300
3200	10' 5"	0800320
3400	11' 0"	0800340
3600	11' 9"	0800360
3700	12' 1"	0800370
3800	12' 5"	0800380

PERFURA DRILL

108x22mm (4 1/4" x 7/8") 6°



COMPRIMENTO^(L)

MM FT/IN

COD.

4000	13' 0"	0800400
4200	13' 9"	0800420
4400	14' 5"	0800440
4600	15' 1"	0800460
4700	15' 5"	0800470
4800	15' 8"	0800480
5000	16' 4"	0800500
5600	18' 4"	0800560
6000	19' 8"	0800600
6200	20' 4"	0800620
6400	21' 0"	0800640
7200	23' 7"	0800720
8000	26' 3"	0800800


108x22mm (4 1/4" x 7/8") 11°




400	1' 4"	0802040
500	1' 7"	0802050
610	2' 0"	0810060
800	2' 7"	0802080
1220	4' 0"	0800122
1400	4' 7"	0802140
1600	5' 3"	0810160
1830	6' 0"	0802180
2440	8' 0"	0800241
3200	10' 5"	0802320
4000	13' 0"	0802400
4800	15' 9"	0802480
5600	15' 8"	0802560
6400	21' 0"	0802640
7200	23' 7"	0802720
8000	26' 3"	0802800

Brocas Conificadas Carborizadas

108x19mm (4 1/4" x 3/4") 6°



108x22mm (4 1/4" x 7/8") 6°



COMPRIMENTO_(L)

MM FT/IN

COD.

500	1' 7"	0800151
600	2' 0"	0800062
800	2' 7"	0800181
1000	3' 3"	0801101
1220	4' 0"	0801121
1600	5' 3"	0801161
2400	8' 0"	0801241
3000	10' 0"	0801300
3200	10' 5"	0800321

400	1' 4"	0801040
500	1' 7"	0801050
610	2' 0"	0801060
800	2' 7"	0801080
900	3' 0"	0801090
1000	3' 3"	0801100
1220	4' 0"	0801120
1400	4' 7"	0801140
1600	5' 3"	0801160
1830	6' 0"	0801180
1900	6' 5"	0801190
2000	6' 7"	0800200
2440	8' 0"	0801240
3200	10' 5"	0801320
4000	13' 0"	0801400

PERFURA DRILL

108x22mm (4 1/4" x 7/8") 11°



COMPRIMENTO^(L)

MM FT/IN

COD.

MM	FT/IN	COD.
400	1' 4"	0820400
500	1' 8"	0811150
610	2' 0"	0820600
800	2' 0"	0811180
900	2' 0"	0811190
1220	4' 0"	0812120
1400	4' 7"	0820140
1600	5' 3"	0812160
1830	6' 0"	0812180
2440	8' 0"	0812240
3200	10' 0"	0812320
4000	13' 1"	0812400

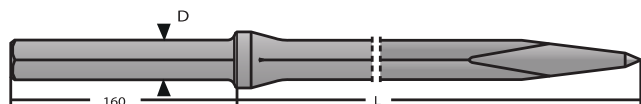
PERFURA DRILL

Ponteiros

COMPIMENTO _(L)	DIÂMETRO _(D)	COD.
MM	IN	

Ponteiro

570	1 ¼"	4300001
490	7/8"	4300004
1000	7/8"	4300005



Talhadeira

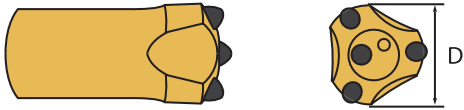
400	1 ¼"	4300006
-----	------	---------



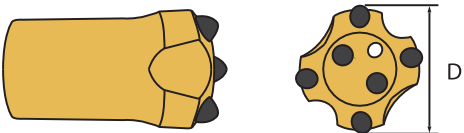
PERFURA DRILL

Taper Bits

Taper 6°



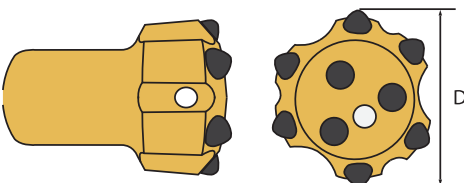
Taper 6°



Taper 11°



Taper 6°



DIÂMETRO_(D)
MM

COD.

3/4	30	4100331
-----	----	---------

7/8	30	4100330
-----	----	---------

3/4	32	4100532
-----	----	---------

7/8	32	4100332
-----	----	---------

	34	4100334
--	----	---------

	36	4100336
--	----	---------

	38	4100338
--	----	---------

	40	4100340
--	----	---------

	30	4100430
--	----	---------

	32	4100432
--	----	---------

	34	4100434
--	----	---------

	36	4100436
--	----	---------

	38	4100438
--	----	---------

	41	4100441
--	----	---------

	45	4100345
--	----	---------

	48	4100348
--	----	---------

	50	4100350
--	----	---------

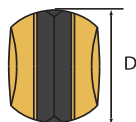
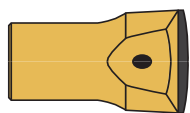
	60	4100360
--	----	---------

	64	4100364
--	----	---------

PERFURA DRILL

Cone Bits

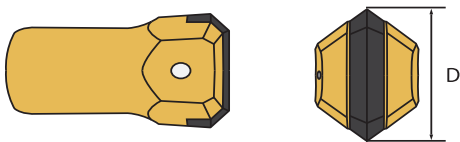
Cone Bit



DIÂMETRO _(D)		COD.
MM		
11/16	23	1500023
11/16	24	1500024
11/16	25	1500025
11/16	26	1500026
3/4	26	1500226
3/4	27	1500227
3/4	28	1500228
3/4	29	1500229
3/4	30	1500230
3/4	31	1500231
3/4	32	1500232
3/4	33	1500233
3/4	34	1500234
7/8	27	1500027
7/8	28	1500028
7/8	29	1500029
7/8	30	1500030
7/8	31	1500031
7/8	32	1500032
7/8	33	1500033
7/8	34	1500034
7/8	35	1500035
7/8	36	1500036
7/8	37	1500037
7/8	38	1500038
7/8	39	1500039
7/8	40	1500040
7/8	41	1500041

PERFURA DRILL

Cone Bit Raia

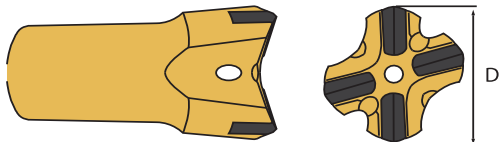


DIÂMETRO_(D)
MM

COD.

7/8	34	1500134
7/8	36	1500136
7/8	38	1500138
7/8	40	1500140
7/8	42	1500140

Coroas de Pastilha



DIÂMETRO_(D)
IN

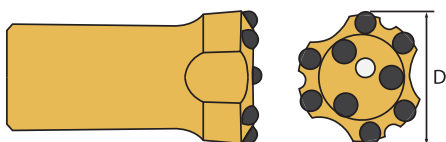
COD.

Rosca

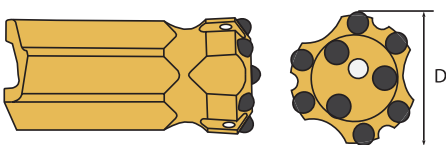
R32	2"	1900002
R32	2 1/2"	1900013
T38	2 1/2"	1900003
T38	3"	1900004
T38	3 1/2"	1900005
T45	4"	1900008

Coroas de Botão

Button Bit



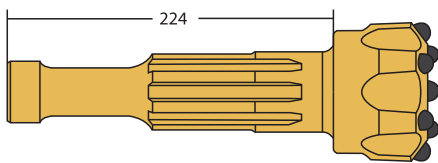
Retrac



DIÂMETRO _(D) IN	ROSCA	BOTÕES				COD.
		QTD Centro	QTD Lateral	QTD Centro	QTD Lateral	
1 3/4"	R32	2	10mm	5	10mm	2000001
2"	R32	2	11mm	6	11mm	2000002
2 1/2"	R32	3	11mm	6	11mm	2000003
2 1/2"	T38	3	12mm	6	12mm	2000004
3"	T38	4	12mm	8	12mm	2001115
3"	T45	4	12mm	8	12mm	2001008
3 1/2"	T38	4	12mm	8	12mm	2000006
3 1/2"	T45	4	12mm	8	14mm	2011009
3 1/2"	T51	4	14mm	8	14mm	2000051
4"	T38	4	14mm	8	14mm	2000007
4"	T45	4	14mm	8	14mm	2000010
4"	T51	4	14mm	8	14mm	2000050
4 1/2"	T38	6	14mm	8	14mm	2000020
4 1/2"	T45	6	14mm	8	14mm	2000011
4 1/2"	T51	6	14mm	8	14mm	2000052
2"	R32	3	11mm	6	11mm	2000152
2 1/2"	R32	3	11mm	6	11mm	2000164
2 1/2"	T38	3	11mm	6	11mm	2000064
3"	T38	4	12mm	8	12mm	2002076
3"	T45	4	12mm	8	12mm	2001176
3 1/2"	T38	4	12mm	8	12mm	2000058
3 1/2"	T45	4	12mm	8	14mm	2002189
3 1/2"	T51	4	14mm	8	14mm	2000240
4"	T38	4	14mm	8	14mm	2000102
4"	T45	4	14mm	8	14mm	2000145
4"	T51	4	14mm	8	14mm	2000103
4 1/2"	T38	6	14mm	8	14mm	2000104
4 1/2"	T45	6	14mm	8	14mm	2000106
4 1/2"	T51	6	14mm	8	14mm	2000105

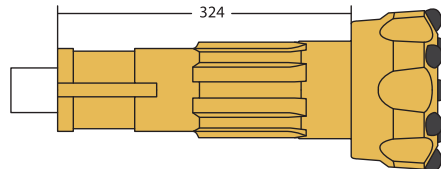
PERFURA DRILL

DTH



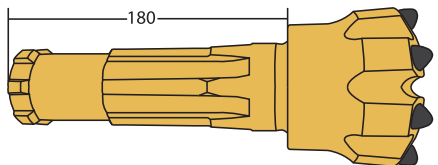
M30

8 estrias



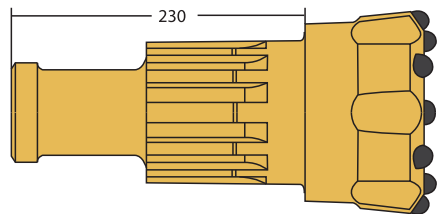
SD6

8 estrias



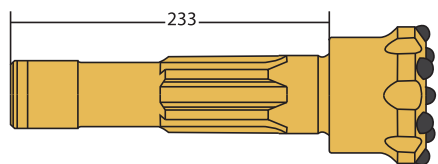
Bulroc 3

6 estrias



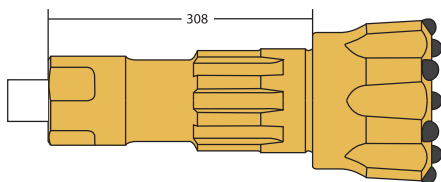
M60

12 estrias



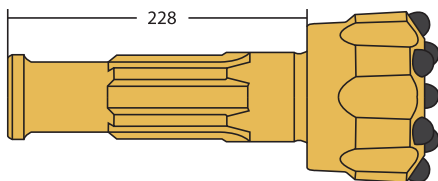
COP32

8 estrias



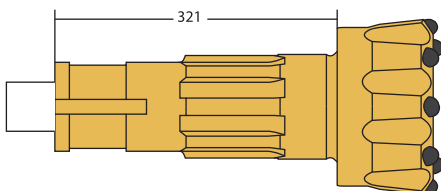
DHD 360

8 estrias



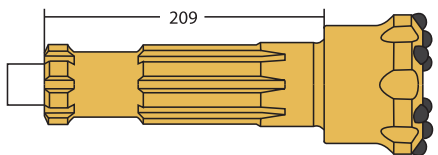
M40

12 estrias



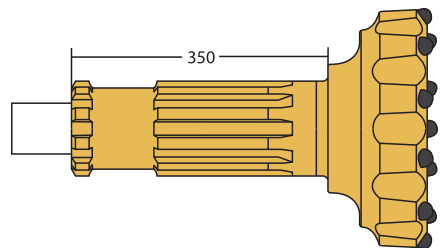
SD8

8 estrias



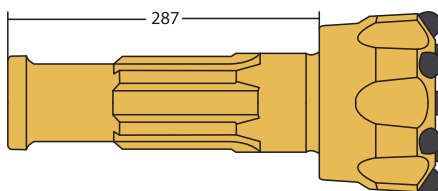
COP44

8 estrias



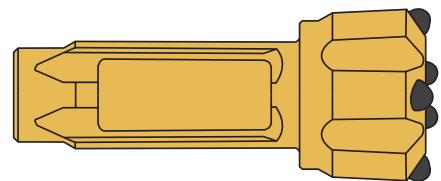
DHD 380

10 estrias

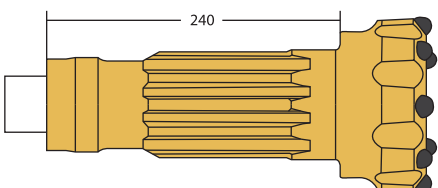


M50

12 estrias



CIR

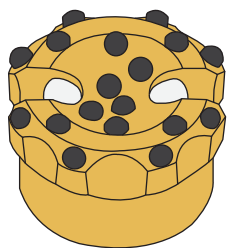


QL50


12 estrias

PERFURA DRILL

Côncavo



Plana

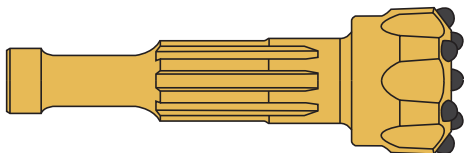


Opções de face para os modelos de DTH

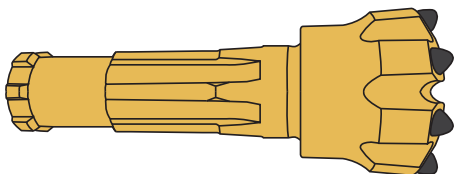
Face Côncava: Tipo de face mais usado atualmente, possui excelente penetração em formações de rochas média e dura, mantendo o furo em linha reta. É indicado para a maioria das condições de perfuração.

Face Plana: Tipo de face indicado para aplicações agressivas, se adequa melhor em formações rochosas muito duras e quebradiças, muito usado em perfurações para explosões.

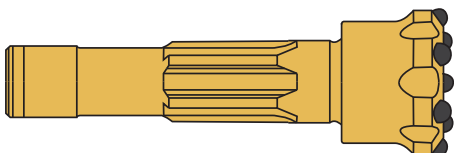
Mission 30, M30



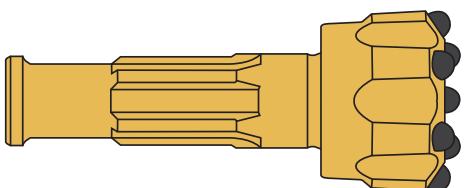
Bulroc 3



COP 32



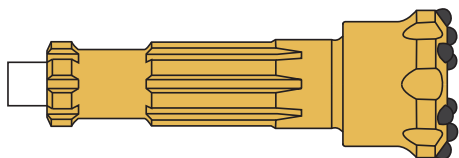
Mission 40, M40



DIÂMETRO	FACE		BOTÕES				COD.
	Plana	Côncava	QTD Centro	QTD Lateral	QTD Centro	QTD Lateral	
95 mm	✓		5	12mm	6	14mm	2030095
4"	✓		6	12mm	6	14mm	2030102
90 mm	✓		6	12mm	8	13mm	2002010
95 mm	✓		6	12mm	8	13mm	2002011
100 mm	✓		6	12mm	8	13mm	2002012
90 mm	✓		6	12mm	8	13mm	2002007
95 mm	✓		6	12mm	8	13mm	2002008
100 mm	✓		6	12mm	8	13mm	2002009
4"	✓		6	12mm	8	14mm	2010102
4 1/2"	✓		8	12mm	8	14mm	2010114
5"	✓		8	14mm	8	14mm	2010127
5 1/2"	✓		8	14mm	8	16mm	2010140
6"	✓		8	14mm	8	16mm	2010152

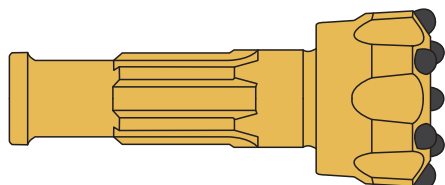
PERFURA DRILL

COP 44, DHD340



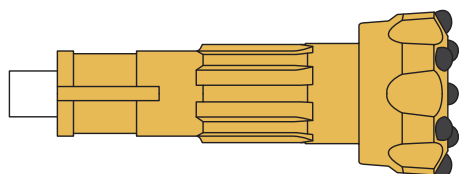
DIÂMETRO	FACE		BOTÕES				COD.
	Plana	Côncava	QTD	Centro	QTD	Lateral	
4"	✓		6	12mm	8	14mm	2002015
4 1/2"	✓		6	12mm	8	14mm	2002016
5"	✓		8	14mm	8	14mm	2002017

Mission 50, M50



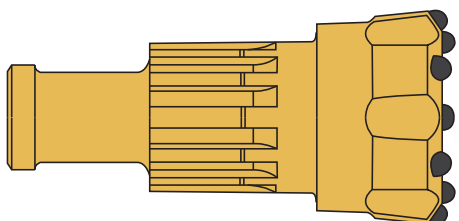
5"	✓		8	14mm	8	16mm	2050127
5 1/2"	✓		8	14mm	8	16mm	2050140
6"	✓		8	16mm	8	16mm	2050152

SD6, Mission 6



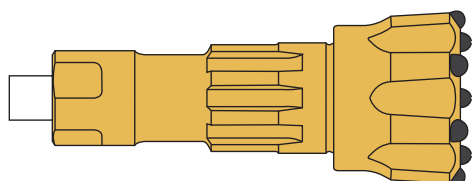
6"	✓	✓	8	16mm	8	18mm	2002014
6 1/8"	✓	✓	8	16mm	8	18mm	2002019
6 1/2"	✓	✓	8	16mm	8	18mm	2002028
8"	✓	✓	14	16mm	10	18mm	2002023
8 1/2"	✓	✓	14	16mm	10	18mm	2002025

M60, MS6



6"	✓	✓	8	16mm	8	18mm	2003044
6 1/8"	✓	✓	8	16mm	8	18mm	2002045
8"	✓	✓	14	16mm	10	18mm	2003031
8 1/2"	✓	✓	14	16mm	10	18mm	2003216

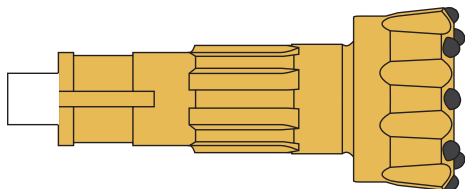
DHD 360



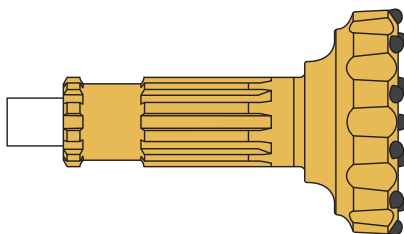
6"	✓	✓	8	16mm	8	18mm	2001152
6 1/8"	✓	✓	8	16mm	8	18mm	2002018
6 1/2"	✓	✓	8	16mm	8	18mm	2002020
8"	✓	✓	14	16mm	10	18mm	2001203
8 1/2"	✓	✓	14	16mm	10	18mm	2001216

PERFURA DRILL

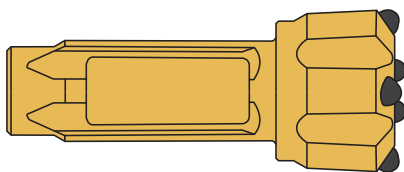
SD8



DHD 380



CIR



DIÂMETRO	FACE		BOTÕES				COD.
	Plana	Côncava	QTD	Centro	QTD	Lateral	
8"	✓	✓	14	16mm	10	18mm	2002123
8 1/2"	✓	✓	14	16mm	10	18mm	2002223
10"	✓	✓	14	16mm	10	18mm	2002254
12"	✓	✓	14	16mm	10	18mm	2002305
8"	✓	✓	14	16mm	10	18mm	2038204
8 1/2"	✓	✓	14	16mm	10	18mm	2038223
10"	✓	✓	14	16mm	10	18mm	2038254
12"	✓	✓	14	16mm	10	18mm	2038305

Modelo	Diâmetro	FACE		BOTÕES				COD.
		Plana	Côncava	QTD	Centro	QTD	Lateral	
CIR 80	75 mm	✓		4	12mm	6	12mm	2002050
CIR 80	83 mm	✓		4	12mm	6	12mm	2002033
CIR 80	90 mm	✓		5	12mm	6	14mm	2002030
CIR 90	90 mm	✓		5	12mm	6	14mm	2002001
CIR 90	95 mm	✓		5	12mm	6	14mm	2002002
CIR 90	100 mm	✓		6	13mm	8	14mm	2002003
CIR 90	105 mm	✓		6	13mm	8	14mm	2002029
CIR 90	110 mm	✓		6	14mm	8	14mm	2002004
CIR 90	120 mm	✓		6	14mm	8	14mm	2090120
CIR 90	130 mm	✓		6	14mm	8	14mm	2090130
CIR 90	135 mm	✓		6	14mm	8	14mm	2090135
CIR 110	110 mm	✓		6	14mm	8	14mm	2002046
CIR 110	120 mm	✓		6	14mm	8	14mm	2110120
CIR 110	135 mm	✓		6	14mm	8	14mm	2110135
CIR 115	203 mm	✓		15	16mm	10	18mm	2002203

PERFURA DRILL

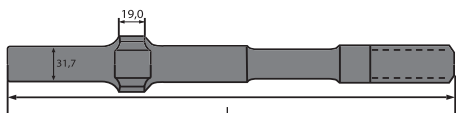
Punhos

Atlas Copco	21
Furukawa	23
Gardner-Denver	23
Ingersoll-Rand	24
Montabert	24
PW Hidropneumatica	25
Sandvik / Tamrock	25
Soosan	26

PERFURA DRILL

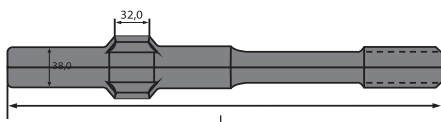
Atlas Copco

BBC 100, BBC 42, BBC 44



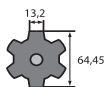
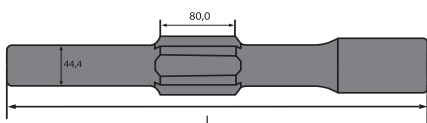
ROSCA	COMPRIMENTO(L) MM	DIÂMETRO(D) DO CORPO MM	COD.
R32	380	31,9	2900020
T38	380	31,9	2900004

BBC 120, BBC 54



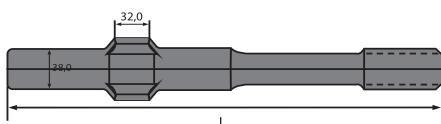
R32	380	38,0	2900019
T38	390	38,0	2900007

BBE 57 Femea



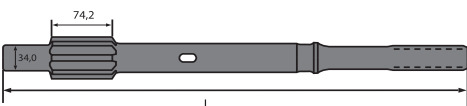
T38	447	44,4	2900017
-----	-----	------	---------

BBE 57



T38	540	44,4	2900009
-----	-----	------	---------

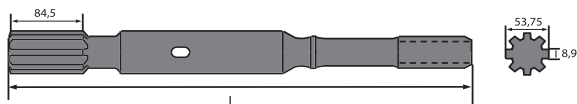
COP 1238, COP 1036, COP 1038



R38	485	38,0	2900089
R32	575	38,0	2900062
R38	575	38,0	2912381
T38	575	38,0	2912382
T45	575	45,0	2900090
R32	575	45,0	2912383
R38	575	45,0	2912384
T38	575	45,0	2900120

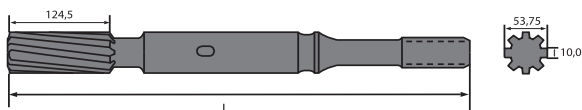
PERFURA DRILL

COP 1838, COP 1440, COP 1550



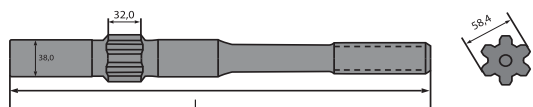
ROSCA	COMPRIMENTO(L)	DIÂMETRO(D) DO CORPO	COD.
	MM	MM	
R38	435	38,0	2900174
T38	435	38,0	2900074
R32	525	38,0	2900122
R38	525	38,0	2900061
T38	525	38,0	2900124
T38	525	52,0	2900077
T45	525	52,0	2900106
T51	525	52,0	2918381

COP 1840



T38	565	45,0	2900255
T38	565	52,0	2900083
T45	565	45,0	2900082
T45	565	52,0	2900078
T51	565	52,0	2900103

COP 131

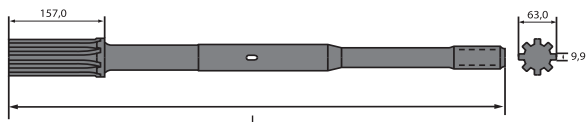


R32	380	38,0	2900117
T38	380	38,0	2900010

PERFURA DRILL

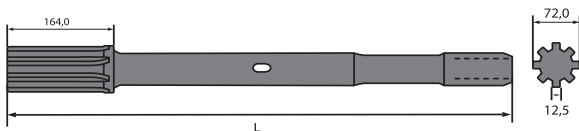
Furukawa

HD 709 RP



ROSCA	COMPRIMENTO(L) MM	DIÂMETRO(D) DO CORPO MM	COD.
T38	814	45,0	2900709
T45	814	45,0	2900710
T51	814	45,0	2900711

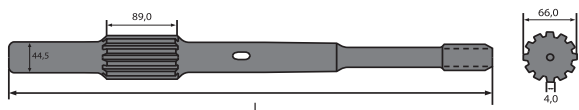
HD 712 RP



T45	885	50,8	2900712
T51	885	50,8	2951712

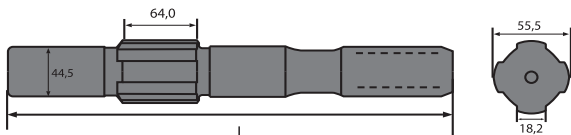
Gardner-Denver

HPR1H



R38	725	44,5	2900011
T38	725	44,5	2900038
T45	725	44,5	2900037

PR123J

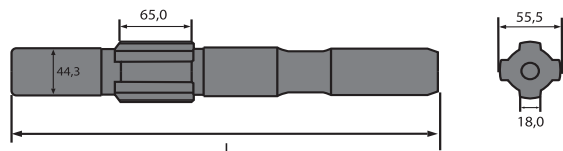


T38	381	44,3	2900014
-----	-----	------	---------

PERFURA DRILL

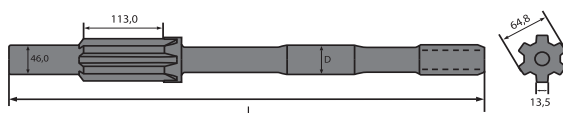
Ingersoll-Rand

VL 140, VL120, EVL 130



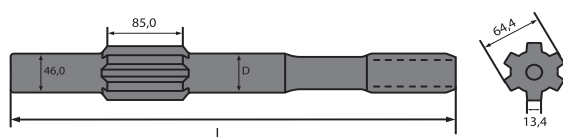
ROSCA	COMPRIMENTO(L) MM	DIÂMETRO(D) DO CORPO MM	COD.
R32	381	44,3	2900034
R38	381	44,3	2900069
T38	381	44,3	2900001

YH65RP, YH70RP, YH75RP, YH80RP



T45	700	45,0	2900058
-----	-----	------	---------

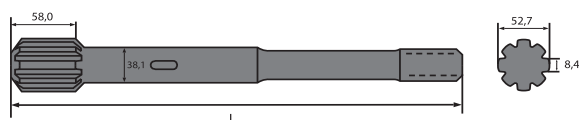
YH80A



T38	495	38,0	2900080
T38	495	45,0	2900057
T38	495	52,0	2900102
T45	500	45,0	2900079
T45	500	52,0	2900086

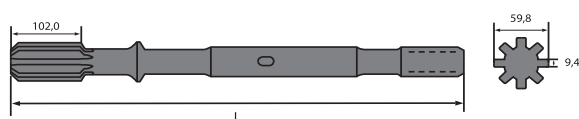
Montabert

HC40



T38	447	38,0	2900050
-----	-----	------	---------

HC80RP, HC105RP

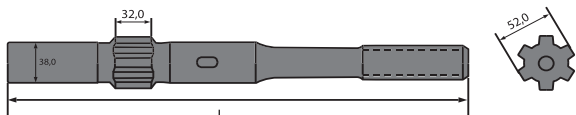


T38	670	45,0	2900109
T38	770	45,0	2900770
T45	670	45,0	2900093
T38	490	45,0	2900092

PERFURA DRILL

PW Hidro

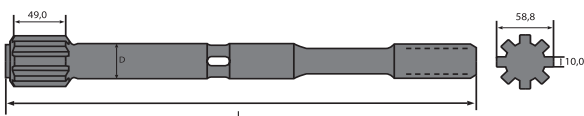
LS T38, PW T38



ROSCA	COMPRIMENTO(L) MM	DIÂMETRO(D) DO CORPO MM	COD.
R32	440	38,0	2900003
T38	440	38,0	2900013

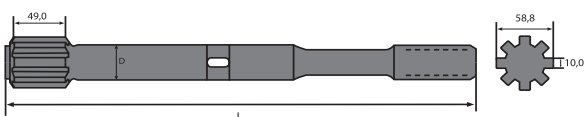
Sandvik

HL500



R32	460	38,0	2900036
R38	460	38,0	2900460
T38	460	38,0	2900110
R38	550	38,0	2900048
T38	550	38,0	2900022
T38	550	45,0	2900112
T45	550	45,0	2900023

HL550, HL560, HL510 S-45



T38	500	45,0	2900550
-----	-----	------	---------

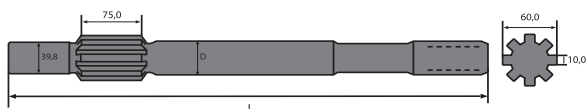
HL600



T38	600	38,0	2900024
T38	600	45,0	2900111
T45	600	45,0	2900025
T45	600	38,0	2900094
T51	600	52,0	2900031

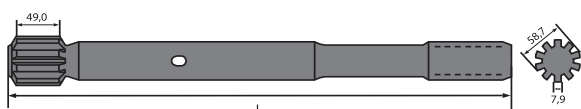
PERFURA DRILL

HL700



ROSCA	COMPRIENTO(L)	DIÂMETRO(D) DO CORPO	COD.
	MM	MM	
R32	600	45,0	2900059
T38	600	38,0	2900116
T38	600	45,0	2900115
T45	600	38,0	2900098
T45	600	45,0	2900054
T45	600	51,0	2900067
T51	600	52,0	2900107
T38	600	52,0	2900108

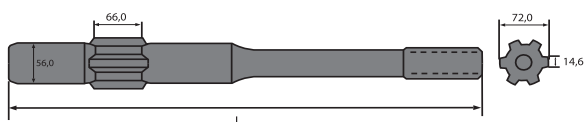
HLX5, HLX5T



R32	500	45,0	2900555
R38	500	45,0	2900055
T38	500	45,0	2900118

Soosan

Soosan ED100



T38	635	45,0	2900087
T45	635	45,0	2900119

PERFURA DRILL

Hastes

Haste Hexagonal



Haste Redonda



ROSCA	COMPRIMENTO ^(L)		COD.
	MM	FT/IN	
R28/R32	2600	8' 6"	1632260
R32/R28	2440	8' 0"	1603224
R32/R28	3660	12' 0"	1628360
R32/R38	3660	12' 0"	1603832
R32/R38	4270	14' 0"	1603832
R32/T38	3050	10' 0"	1600049
R32/T38	3660	12' 0"	1632370
R32/T38	3700	12' 1"	1643032
R32/T38	4270	14' 0"	1643032
R32	2440	8' 0"	1632240
T38	2400	7' 10"	1601400
T38	3050	10' 0"	1600038
T38	4270	14' 0"	1604271
R32	1220	4' 0"	1601220
R32	1830	6' 0"	1601183
R32	2440	8' 0"	1600244
R32	3050	10' 0"	1600114
R32	3660	12' 0"	1600360
T38	610	2' 0"	1638600
T38	1000	3' 4"	1600100
T38	1220	4' 0"	1701220
T38	1525	5' 0"	1601500
T38	1830	6' 0"	1601800
T38	2440	8' 0"	1602400
T38	3050	10' 0"	1600112
T38	3660	12' 0"	1638112
T45	3050	10' 0"	1600146
T45	3660	12' 0"	1606025
T51	3660	12' 0"	1600050

PERFURA DRILL

Haste Redonda MF



Haste Rosca Dupla



ROSCA	COMPRIMENTO _(L)		COD.
	MM	FT/IN	
R32	1220	4' 0"	1601220
R32	1800	6' 0"	1601180
R32	2440	8' 0"	1602240
R32	3050	10' 0"	1603050
R32	3660	12' 0"	1603660
T38	1000	3' 3"	1610038
T38	1220	4' 0"	1612238
T38	1525	5' 0"	1600016
T38	1830	6' 0"	1638183
T38	2440	8' 0"	1624000
T38	3050	10' 0"	1630500
T38	3660	12' 0"	1636600
T45	1525	5' 0"	1600015
T45	3050	10' 0"	1600046
T45	3660	12' 0"	1600045
T51	3660	12' 0"	1600051
T38	3050	10' 0"	1600138

PERFURA DRILL

Tubo Guia



COMPRIMENTO^(L)

ROSCA

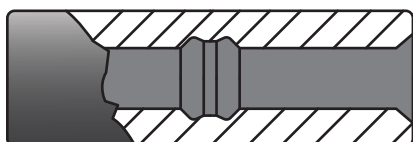
MM FT/IN

COD.

T38	1220	4' 0"	4200001
T38	1525	5' 0"	4200005
T38	1830	6' 0"	4200002
T38	3050	10' 0"	4200006
T45	1220	4' 0"	4200007
T45	1525	5' 0"	4200004
T45	1830	6' 0"	4200003
T45	3050	10' 0"	4200008

Luvax

Luva



ROSCA

COD.

R28/R32	2203228
R32/R38	2213831
R38/T38	2203838
R32	2000032
R38	2200138
T38	2200038
T45	2200045
T51	2200051

Manutenção

Afiação de Botoes e Pastilhas

Afiação de Botões

É recomendado que a afiação em coroas de botões sejam feitas quando o achatamento na calota dos botões atingir $1/3$ do diâmetro do botão (Imagem 1).

Acima deste limite a coroa de botão é submetido a esforços desnecessários e pode perder o rendimento.

Deve-se afiar o botão usando rebolos diamantados especialmente desenvolvidos para essa função, a fim de manter o gabarito do botão.

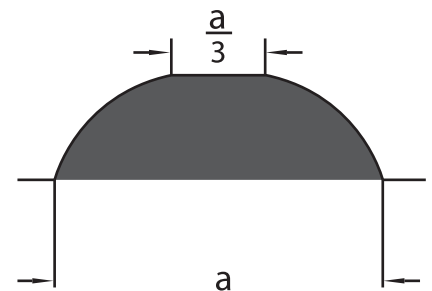


Imagem 1

Afiação de Pastilhas

É recomendado que a afiação de brocas ou coroas de pastilhas sejam feitas quando o corte da pastilha atingir 3 mm de planicidade (Imagem 2), medido a 5 mm da extremidade da pastilha.

Acima deste limite a broca ou a coroa começa a perder seu rendimento.

Deve-se afiar as pastilhas usando rebolos diamantados especialmente desenvolvidos para essa função, a fim de manter o gabarito da pastilha. Após a afiação deve-se remover todos os cantos vivos.

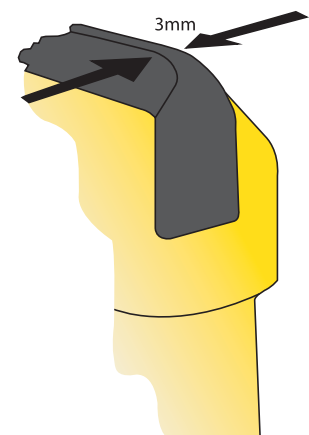
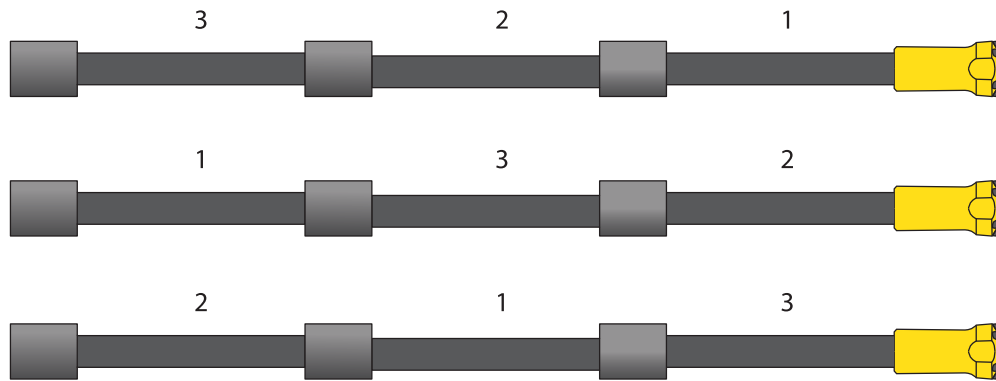


Imagem 2

PERFURA DRILL



Rodízio das Hastes e Luvas

Para tornar o desgaste das hastes e luvas uniformes um rodízio deve ser feito, de acordo com o esquema acima, alternando suas posições. Sendo assim, a primeira haste e a primeira luva de um furo serão as ultimas do furo seguinte.

Deve-se inverter a posição das hastes quando a rosca apresentar um desgaste de 50%.

Perfuração


Após colocar uma haste nova, verifique, antes de começar a perfurar, se o fluxo de ar está correto. Tenha cuidado ao iniciar o furo, use força moderada até a introdução da primeira haste.

A intensidade de pressão deverá ser então aumentada a uma condição de nível ideal as condições da rocha.

Uma pressão exagerada poderá desvia-la do seu alinhamento. O avanço deve ser regulado de tal forma a evitar que a perfuratriz vibre e desalinhe.

A rotação deve ser mantida uniformemente. Remova o material expulso pelo sopro de limpeza das proximidades do furo, mantendo-o limpo.

Mantenha o local de trabalho limpo e coloque as ferramentas em suportes adequados.



🖱 perfuradrill.com.br

☎ 15 99859 5108 📞 15 3329-5263

Rua: João Martins Fogaça, 40 - Jardim Piazza Di Roma2 - Sorocaba/SP